

FELLER-BUNCHER/HARVESTER 270L



ELTEC
BY LOGGERS FOR LOGGERS

ENTIRELY MANUFACTURED IN CANADA

ELTEC Feller-Bunchers/Harvesters have been designed to simplify the daily foresters' work. Combining advanced technical features, **ELTEC** Feller-Bunchers/Harvesters offer a comfortable working environment, which allows moving to another level of performance in the forestry.



EXTREMELY ROBUST DESIGN

Adapted design and premium materials help ELTEC Feller-Bunchers/Harvesters lift heavy loads and withstand different impacts. Better stability is ensured by the chassis-carrier with a very long wheelbase.



PERFORMING COOLING SYSTEM

- High capacity coolers suitable for extreme conditions
- Variable speed and reversible fan
- Specially designed grate which prevents debris from entering the cooler
- Rear coolers which ensure cleaner air aspiration



ACCESSIBILITY FOR THE SERVICE

The spacious engine compartment with steel catwalks is designed to simplify service and maintenance. Once opened, the hood is transformed into a platform for component service. The filtration system is accessible for cartridge replacement. Excellent access to batteries is available as well.




SPACIOUS CAB

All ELTEC Feller-Bunchers/Harvesters have a sound-proof and insulated cab equipped with a pneumatic suspension heated seat with multiple adjustments. The front full-height 32mm (1.25") polycarbonate window provides a peerless overview. To ensure superior comfort, ELTEC feller-Bunchers/Harvesters feature a high-capacity, integrated HVAC system with multiple adjustable airflows. The radio with a CD player and USB port are also available.



CONTROL DEVICES

- Joystick and electronic pedals for operation functions
- Keyboard (2) with power and service functions
- Color screen with full machine interface
- Electronic controls with all programmable functions

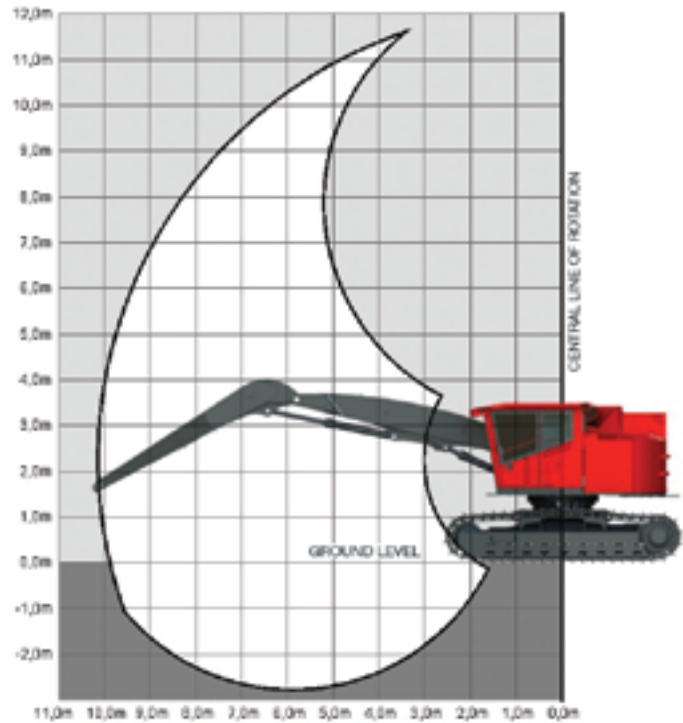


With all these specifications the **ELTEC** Feller-Bunchers/Harvesters will exceed the most demanding expectations of professional foresters.

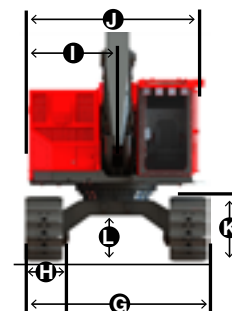
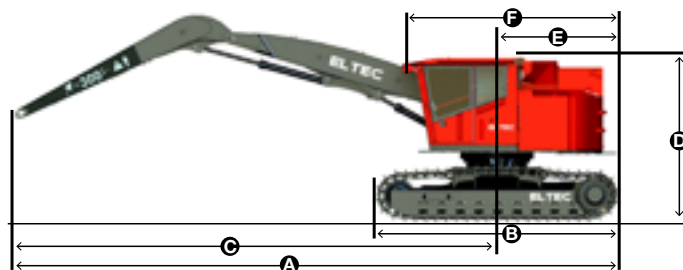
SPECIFICATIONS

POWER	
Cummins QSL9 T4 diesel engine	239 kw (320hp) @ 2 100 rpm
Cummins QSL9 T3 diesel engine*	239 kw (320hp) @ 2 100 rpm
CAPACITY	
Fuel Tank	1 737 L / 429 gal US
Hydraulic Tank	284 L / 75 gal US
TRACTION DRIVE	
D6	35 555 kg / 85 000 lbs
D7	45 359 kg / 100 000 lbs
MOVEMENT SPEED	
Low	2,2 km/hr / 1,4 mph
Medium	3,0 km/hr / 1,86 mph
High	4,2 km/hr / 2,5 mph
ELECTRICAL SYSTEM	
Voltage	24 V
Alternator	110 amp
Batteries	2 x 1 150 amp
Motion alarm	
Lightning	LED
COOLING SYSTEM	
Type	Side by side heavy-duty
Fan	Adjustable reverse cycle, 1 143 mm / 45"
CHASSIS CARRIER	
Chain	D7 - 216 mm / 8,5"
Track	710 mm / 28"
Undercarriage	D7 Tractor type (9)
SWING DRIVE	
Large capacity swing bearing	1 550 mm / Ø61"
Continuous rotation	8 rpm
Torque	115 243 Nm / 85 000 lb/ft

BOOM SYSTEM		
Interchangeables Hydraulics Cylinders	125 mm / 4,9"	
Optional cylinders	135 mm / 5,3"	
FH30HD	Minimum Reach	3 175 mm / 10'5"
	Maximum Reach	9 169 mm / 30'1"
FH33	Minimum Reach	2 500 mm / 8'2"
	Maximum Reach	10 100 mm / 34'7"
LIFTING CAPACITY AT BARE PIN		
FH33	3 894 kg / 8 587 lbs	
FH30HD	4 159 kg / 9 150 lbs	



MEASURES		
A	Overall Length	11 048 mm / 36'3"
B	Overall Track Length	5 207 mm / 17'1"
C	Bare Pin	10 134 mm / 33'3"
D	Overall Height	3 453 mm / 11'4"
E	Tail Swing (From Swing Center)	1 803 mm / 5'11"
F	Upper Structure Overall Length	3 581 mm / 11'9"
G	Traction Overall Width	3 472 mm / 11'4"
H	Track Width	710 mm / 2'4"
I	Tail Swing (From Swing Center)	1 651 mm / 5'5"
J	Upper Structure Overall Width	3 300 mm / 10'10"
K	Track Height	1 220 mm / 4'0"
L	Minimum Ground Clearance	864 mm / 2'10"
	Weight D6**	31 562 kg / 69 436 lbs
	Weight D7**	32 625 kg / 71 775 lbs



* export only

**Basic without accessories

SPECIFICATIONS

FB270L

POWER	
Cummins QSL9 T4 diesel engine	239 kw (320hp) @ 2 100 rpm
Cummins QSL9 T3 diesel engine*	239 kw (320hp) @ 2 100 rpm

CAPACITY	
Fuel Tank	1 737 L / 429 gal US
Hydraulic Tank	284 L / 75 gal US

TRACTION DRIVE	
D6	35 555 kg / 85 000 lbs
D7	45 359 kg / 100 000 lbs

MOVEMENT SPEED	
Low	2,2 km/hr / 1,4 mph
Medium	3,0 km/hr / 1,86 mph
High	4,2 km/hr / 2,5 mph

ELECTRICAL SYSTEM	
Voltage	24 V
Alternator	110 amp
Batteries	2 x 1 150 amp
Motion alarm	
Lightning	LED

COOLING SYSTEM	
Type	Side by side heavy-duty
Fan	Adjustable reverse cycle, 1 143 mm / 45"

CHASSIS CARRIER	
Chain	D7 - 216 mm / 8,5"
Track	710 mm / 28"
Undercarriage	D7 Tractor type (9)

SWING DRIVE	
Large capacity swing bearing	1 550 mm / Ø61"
Continuous rotation	8 rpm
Torque	115 243 Nm / 85 000 lb/ft

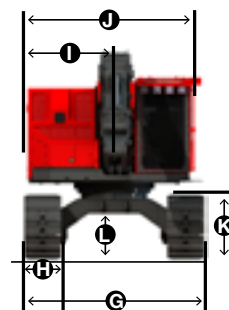
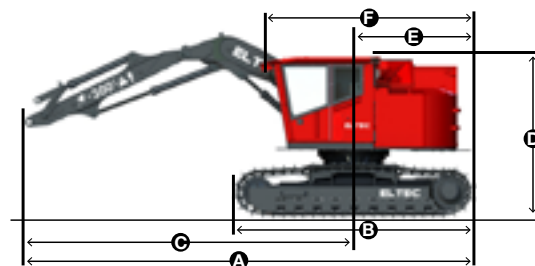
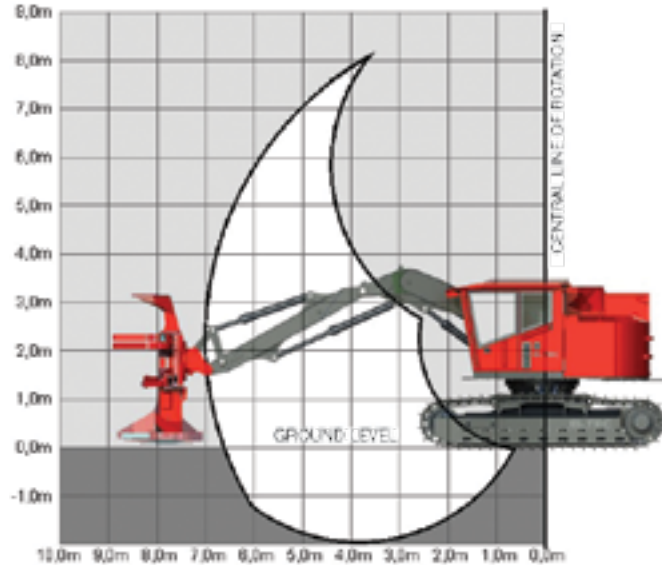
MEASURES		
A	Overall Length	12 014 mm / 39'5"
B	Overall Track Length	5 207 mm / 17'1"
C	Bare Pin	6 985 mm / 22'11"
D	Overall Height	3 453 mm / 11'4"
E	Tail Swing (From Swing Center)	2 260 mm / 7'5"
F	Upper Structure Overall Length	4 200 mm / 13'10"
G	Traction Overall Width	3 472 mm / 11'4"
H	Track Width	710 mm / 2'4"
I	Tail Swing (From Swing Center)	1 651 mm / 5'5"
J	Upper Structure Overall Width	3 300 mm / 10'10"
K	Track Height	1 220 mm / 4'0"
L	Minimum Ground Clearance	864 mm / 2'10"
	Weight D6**	31 562 kg / 69 436 lbs
	Weight D7**	32 625 kg / 71 775 lbs

* export only

**Basic without accessories

BOOM SYSTEM		
Interchangeables Hydraulics Cylinders		125 mm / 4,9"
Optional cylinders		NA
FB26	Minimum Reach	4 200 mm / 13'11"
	Maximum Reach	8 500 mm / 28'
FB28	Minimum Reach	4 600 mm / 14'
	Maximum Reach	8 690 mm / 28'6"

LIFTING CAPACITY AT BARE PIN	
FB26	7 012 kg / 15 428 lbs
FB28	7 602 kg / 16 761 lbs





ELTEC

BY LOGGERS FOR LOGGERS



Technologies Élément PSW Inc

1117, rue des Manufacturiers

Val-d'Or (Québec) Canada J9P 6Y7

T. 819 825-1117 F. 819 825-7777

technologieselement.com

FELLER-BUNCHER/HARVESTER LEVELER 270L



ELTEC
BY LOGGERS FOR LOGGERS

ENTIRELY MANUFACTURED IN CANADA

ELTEC Feller-Bunchers/Harvesters with a heavy-duty leveling system have been designed to simplify the foresters' work. Thanks to their leveling system and advanced technical characteristics, **ELTEC** Feller-Bunchers/Harvesters offer a comfortable working environment, even on steep slopes, which allows moving to another level of performance in the forestry.



EXTREMELY ROBUST DESIGN

Adapted design and premium materials help **ELTEC** Feller-Bunchers/Harvesters lift heavy loads and withstand different impacts. Better stability is ensured by the chassis-carrier with a very long wheelbase.

LEVELING SYSTEM

This version of the **ELTEC** machines features extremely robust and resistant heavy-duty leveling system. It has a larger tilt angle, guaranteeing that the Feller-Buncher/Harvester works at the right angle even in extreme forestry conditions.



PERFORMING COOLING SYSTEM

- High capacity coolers suitable for extreme conditions
- Variable speed and reversible fan
- Specially designed grate which prevents debris from entering the cooler
- Rear coolers which ensure cleaner air aspiration




ACCESSIBILITY FOR THE SERVICE

The spacious engine compartment with steel catwalks is designed to simplify service and maintenance. Once opened, the hood is transformed into a platform for component service. The filtration system is accessible for cartridge replacement. Excellent access to batteries is available as well.



SPACIOUS CAB

All ELTEC Feller-Bunchers/Harvesters have a sound-proof and insulated cab equipped with a pneumatic suspension heated seat with multiple adjustments. The front full-height 32mm (1.25") polycarbonate window provides a peerless overview. To ensure superior comfort, ELTEC Feller-Bunchers/Harvesters feature a high-capacity, integrated HVAC system with multiple adjustable airflows. The radio with a CD player and USB port are also available.



CONTROL DEVICES

- Joystick and electronic pedals for operation functions
- Keyboard (2) with power and service functions
- Color screen with full machine interface
- Electronic controls with all programmable functions

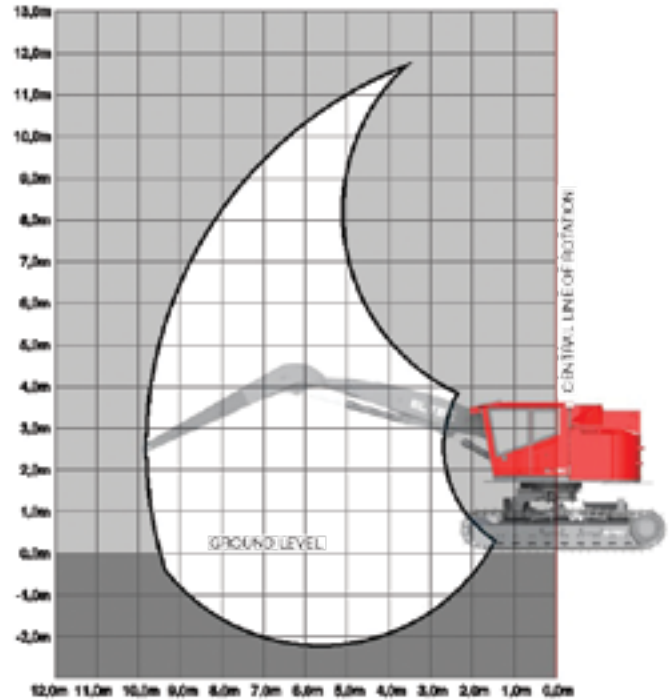


With all these specifications the **ELTEC** Feller-Bunchers/Harvesters with a leveling system will exceed the most demanding expectations of professional foresters.

SPECIFICATIONS

POWER	
Cummins QSL9 T4 diesel engine	239 kw (320hp) @ 2 100 rpm
Cummins QSL9 T3 diesel engine*	239 kw (320hp) @ 2 100 rpm
CAPACITY	
Fuel Tank	1 737 L / 429 gal US
Hydraulic Tank	284 L / 75 gal US
TRACTION DRIVE	
Torque	45 359 kg / 100 000 lbs
MOVEMENT SPEED	
Low	2,2 km/hr / 1,4 mph
Medium	3,0 km/hr / 1,86 mph
High	4,2 km/hr / 2,5 mph
ELECTRICAL SYSTEM	
Voltage	24 V
Alternator	110 amp
Batteries	2 x 1 150 amp
Motion alarm	
Lightning	LED
COOLING SYSTEM	
Type	Side by side heavy-duty
Fan	Adjustable reverse cycle, 1 143 mm / 45"
CHASSIS CARRIER	
Chain	D7 - 216 mm / 8,5"
Track	710 mm / 28"
Undercarriage	D7 Tractor type (9)
SWING DRIVE	
Large capacity swing bearing	1 550 mm / Ø61"
Continuous rotation	8 rpm
Torque	115 243 Nm / 85 000 lb/ft

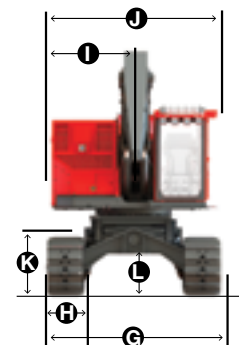
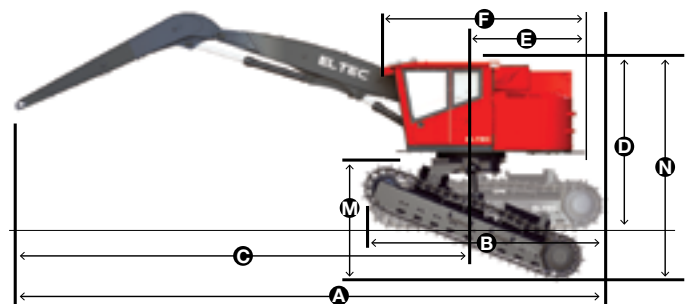
BOOM SYSTEM		
Interchangeables Hydraulics Cylinders	125 mm / 4,9"	
Optional cylinders	135 mm / 5,3"	
FH30HD	Minimum Reach	3 175 mm / 10'5"
	Maximum Reach	9 169 mm / 30'1"
FH33	Minimum Reach	2 500 mm / 8'2"
	Maximum Reach	10 100 mm / 34'7"
LIFTING CAPACITY AT BARE PIN		
FH33	3 894 kg / 8 587 lbs	
FH30HD	4 159 kg / 9 150 lbs	



MEASURES		
A	Overall Length	11 048 mm / 36'3"
B	Overall Track Length	5 207 mm / 17'1"
C	Bare Pin	10 134 mm / 33'3"
D	Overall Height	3 453 mm / 11'4"
E	Tail Swing (From Swing Center)	1 803 mm / 5'11"
F	Upper Structure Overall Length	3 581 mm / 11'9"
G	Traction Overall Width	3 472 mm / 11'4"
H	Track Width	710 mm / 2'4"
I	Tail Swing (From Swing Center)	1 651 mm / 5'5"
J	Upper Structure Overall Width	3 300 mm / 10'10"
K	Track Height	1 220 mm / 4'0"
L	Minimum Groud Clearance	864 mm / 2'10"
M	Track Height (Leveled Length)	1 829 mm / 6'
N	Overall Height (Leveled Length)	4 826 mm / 15'10"
	Weight**	37 170 kg / 81 775 lbs

* export only

**Basic without accessories



SPECIFICATIONS

FBL270L

POWER	
Cummins QSL9 T4 diesel engine	239 kw (320hp) @ 2 100 rpm
Cummins QSL9 T3 diesel engine*	239 kw (320hp) @ 2 100 rpm

CAPACITY	
Fuel Tank	1 737 L / 429 gal US
Hydraulic Tank	284 L / 75 gal US

TRACTION DRIVE	
Torque	45 359 kg / 100 000 lbs

MOVEMENT SPEED	
Low	2,2 km/hr / 1,4 mph
Medium	3,0 km/hr / 1,86 mph
High	4,2 km/hr / 2,5 mph

ELECTRICAL SYSTEM	
Voltage	24 V
Alternator	110 amp
Batteries	2 x 1 150 amp
Motion alarm	
Lightning	LED

COOLING SYSTEM	
Type	Side by side heavy-duty
Fan	Adjustable reverse cycle, 1 143 mm / 45"

CHASSIS CARRIER	
Chain	D7 - 216 mm / 8,5"
Track	710 mm / 28"
Undercarriage	D7 Tractor type (9)

SWING DRIVE	
Large capacity swing bearing	1 550 mm / Ø61"
Continuous rotation	8 rpm
Torque	115 243 Nm / 85 000 lb/ft

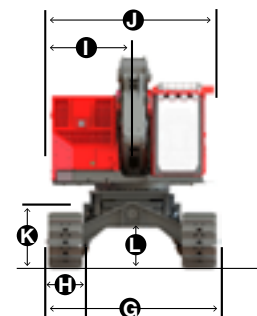
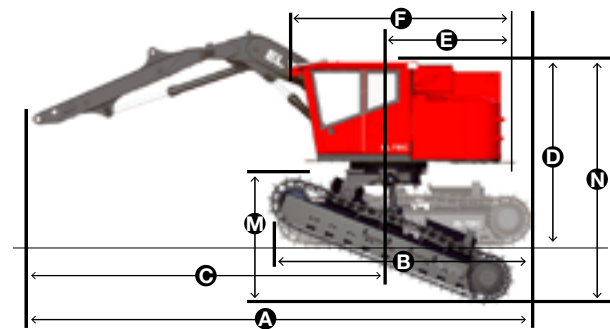
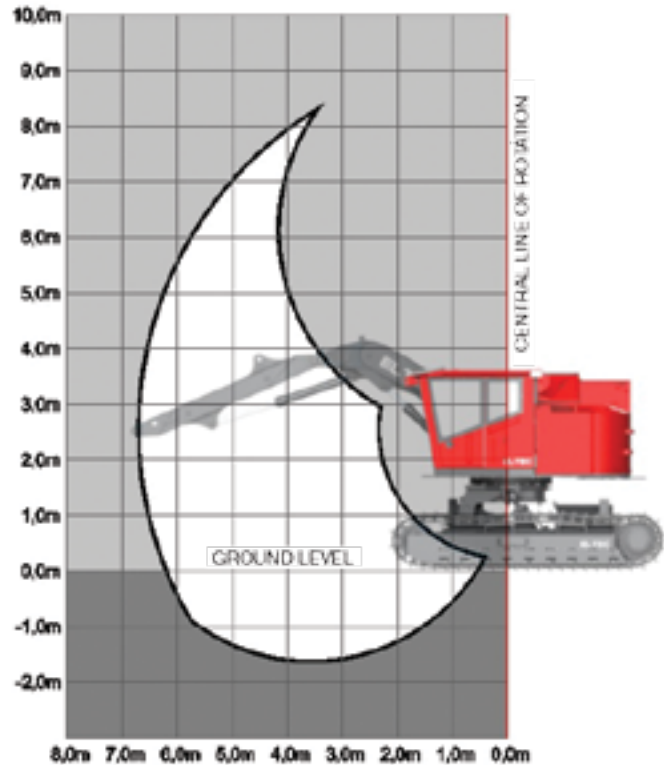
MEASURES		
A	Overall Length	12 014 mm / 39'5"
B	Overall Track Length	5 207 mm / 17'1"
C	Bare Pin	6 985 mm / 22'11"
D	Overall Height	3 453 mm / 11'4"
E	Tail Swing (From Swing Center)	2 260 mm / 7'5"
F	Upper Structure Overall Length	4 200 mm / 13'10"
G	Traction Overall Width	3 472 mm / 11'4"
H	Track Width	710 mm / 2'4"
I	Tail Swing (From Swing Center)	1 651 mm / 5'5"
J	Upper Structure Overall Width	3 300 mm / 10'10"
K	Track Height	1 220 mm / 4'0"
L	Minimum Groud Clearance	864 mm / 2'10"
M	Track Height (Leveled Length)	1 829 mm / 6'
N	Overall Height (Leveled Length)	4 826 mm / 15'10"
	Weight**	37 170 kg / 81 775 lbs

* export only

**Basic without accessories

BOOM SYSTEM		
Interchangeables Hydraulics Cylinders		125 mm / 4,9"
Optional cylinders		NA
FB26	Minimum Reach	4 200 mm / 13'11"
	Maximum Reach	8 500 mm / 28'
FB28	Minimum Reach	4 600 mm / 14'
	Maximum Reach	8 690 mm / 28'6"

LIFTING CAPACITY AT BARE PIN	
FB26	7 012 kg / 15 428 lbs
FB28	7 602 kg / 16 761 lbs





ELTEC

BY LOGGERS FOR LOGGERS



Technologies Élément PSW Inc

1117, rue des Manufacturiers

Val-d'Or (Québec) Canada J9P 6Y7

T. 819 825-1117 F. 819 825-7777

technologieselement.com